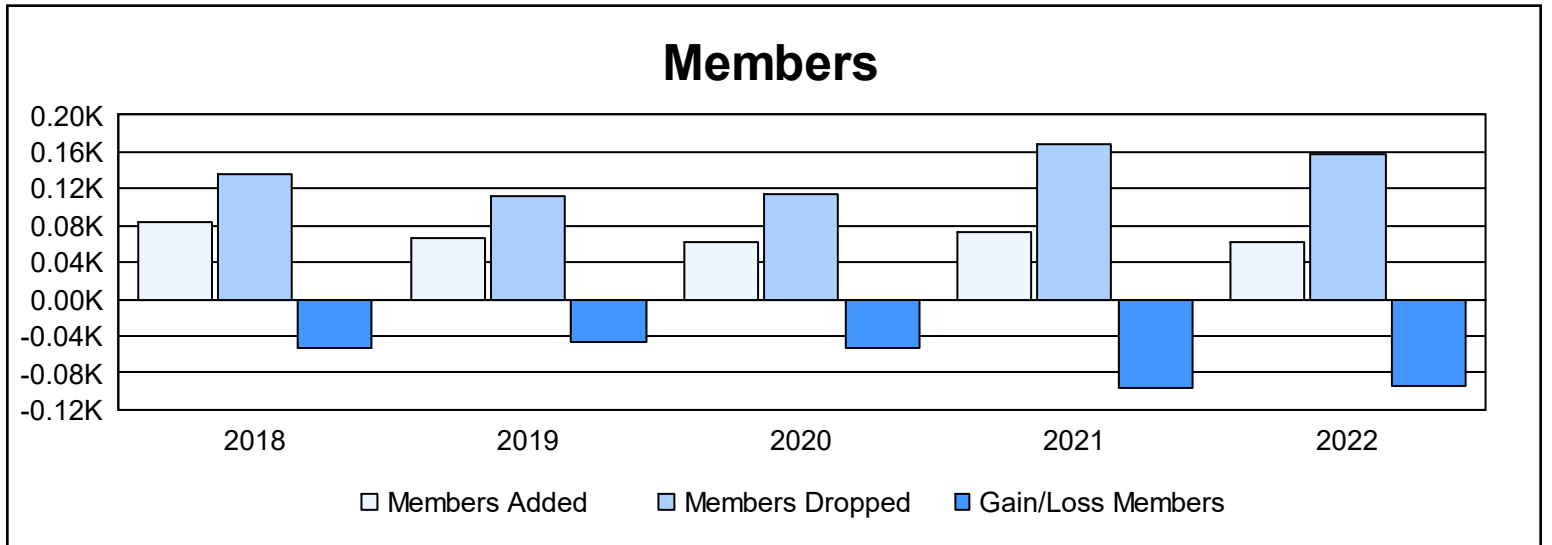
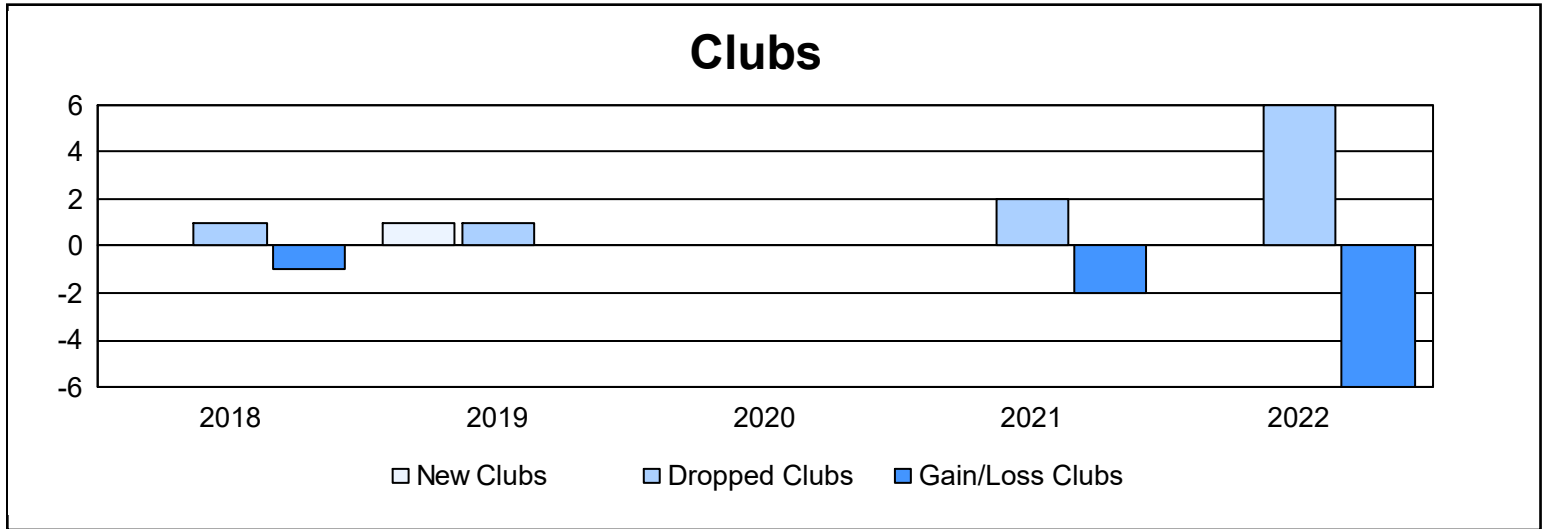
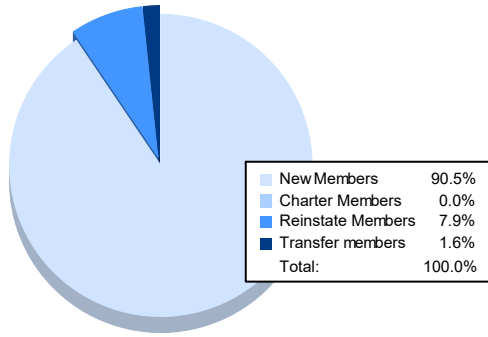


| Year           | New Clubs | Dropped Clubs | Gain/Loss Clubs | New Members | Charter Members | Reinstate Members | Transfer Members | Total Member Added | Total Members Dropped | Gain/Loss Members |
|----------------|-----------|---------------|-----------------|-------------|-----------------|-------------------|------------------|--------------------|-----------------------|-------------------|
| 2017-2018      | 0         | 1             | -1              | 80          | 0               | 4                 | 0                | 84                 | 136                   | -52               |
| 2018-2019      | 1         | 1             | 0               | 40          | 23              | 2                 | 1                | 66                 | 112                   | -46               |
| 2019-2020      | 0         | 0             | 0               | 54          | 1               | 2                 | 5                | 62                 | 114                   | -52               |
| 2020-2021      | 0         | 2             | -2              | 69          | 0               | 4                 | 0                | 73                 | 169                   | -96               |
| 2021-2022      | 0         | 6             | -6              | 57          | 0               | 5                 | 1                | 63                 | 158                   | -95               |
| <b>Average</b> | <b>0</b>  | <b>2</b>      | <b>-2</b>       | <b>60</b>   | <b>5</b>        | <b>3</b>          | <b>1</b>         | <b>70</b>          | <b>138</b>            | <b>-68</b>        |



### Membership Composition June 2022 Cumulative



### Gender Composition June 2022 Cumulative

